



Year 10 Information Briefing - September
2021

Year 10 Information Evening September 2021



**Mr Christopher Franke
Deputy Head Teacher**



c.franke@stwilfrids.com

1 - c.franke@stwilfrids.com

Dear Parent/Guardian,

Thank you for accessing this virtual Information briefing for Year 10 parents. 2021 has been a hugely challenging year educationally for obvious reasons and I very much hope that the materials you find within this “briefing” will give you more clarity about what will be contained in your child’s core GCSE

studies this year. At the start of next academic year we will provide you with more details about revision, exam preparation and important “landmarks” for Year 11 so that you will be able to support and prepare your child for the exams period and beyond.



Within this briefing you will find documents that will help you support your child’s learning through this year. This briefing gives essential information about topics, exam boards, important dates during the year, key subject content and revision tips and suggestions. Staff contact details can be found here as well as the school website - please feel free to contact teaching staff or Subject Leaders directly via email.

It is important that you are aware that you can track your child’s progress via the Go4Schools website/app, and also see the homework that is set for them (and whether it is completed!) on ShowMyHomework. Details of how to access these can be found under the “parents” and “student” tabs on the school website. www.stwilfrids.com

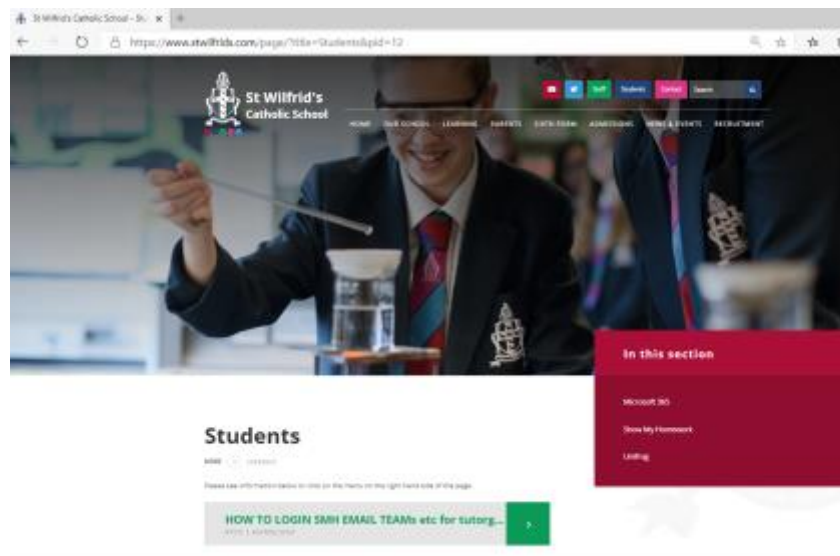
I would also like to draw your attention to the advertised Diocesan pilgrimage to Lourdes for July 2022. Year 11 students can apply to attend this event as “Red Shirts”, Pilgrimage helpers who also have their own Youth Pilgrimage. This is a fantastic opportunity to explore faith, help others and make many new friends. Many of our students attend this event each year and I highly commend it to you. If you are

interested in finding out more about the Pilgrimage please feel free to approach our Chaplain, Mrs Franke. c.franke2@stwilfrids.com

As a school community we firmly believe that students achieve their best when the “learning partnership” of school, student and parents work together. I really hope that you find the attached documents helpful in supporting your child’s learning at home. I would like to assure you that we will continue to give “our all” to helping our students achieve their very best this year.

Christopher Franke

Deputy Headteacher



The Redshirts at Lourdes



E-learning support for our students



Every student has a SatchelOne ShowMyHomework account, this is where student's regular homework will be recorded. A parent app is available to allow you to track and monitor student work. For more details about the parent app contact Mrs Denyer via smh@stwilfrids.com

Student rewards, attainment data and written reports are all detailed using the student and parent Go4Schools accounts. Please follow the instructions on the school [website](#).

Students also have free access to Microsoft Office 365. Students can access the web version via the school website, but this subscription also includes 5 free downloads to use on computers and devices at home. Students are expected to check their school email regularly, and know how to access Microsoft TEAMS as this is where work can be accessed if students are required to work from home.

Different subject areas provide e-learning resources to support students with their studies, eg HegartyMaths, Educake, Kerboodle & Activlearn.



Changes to GCSE assessment and grading

From September 2016, all GCSE subjects are now working with their new specification, using the 9-1 grading system. Therefore, in August 2019 all students will be awarded grades from 9-1 in all subjects.

In addition to driving the re-design of all of the subject specifications and also the grades awarded for them, the government have also changed the accountability measures that are published that indicate how a school has performed; this is called Attainment 8 and Progress 8.

They have also stated that Grade 5 is what is considered as a 'good pass grade'. This is roughly equivalent to a high C grade / low B grade on the old system.

As a school we have discussed and developed a personalised approach to target setting, and each student's target for every subject has been carefully considered on an individual basis. However, we will be constantly reviewing these targets in the light of any new statistics produced by the Department for Education and the exam boards, as well as tracking individual student achievement and progress in the assessment tasks that they are completing. Therefore, please do not be surprised if target grades are changed during the course of the year.

You will receive a formal report home on a regular basis with all of the target and attainment data, but you will also be able to access live data whenever you wish using the go4schools website.

New GCSE Grading Structure

Ofqual

NEW GCSE GRADING STRUCTURE	CURRENT GCSE GRADING STRUCTURE
9	
8	A*
7	A
6	B
5	
4	C
3	D
2	E
1	F
	G
U	U

GOOD PASS (DfE)
5 and above = top of C and above

AWARDING
4 and above = bottom of C and above



Mrs Janine Anderson
Year 10 Year Leader

j.anderson@stwilfrids.com

Year 10 Key dates 2020-21



2021 provisional dates

4th November	Progress & Attitude to Learning grades issued to parents
4th November	Parents evening
8th November	INSET DAY
17th November	Dance Exam mock
24th November	Year 10 Community Day

2022

7th January	Progress Capture
11th March	Progress & Attitude to Learning grades issued
29th April	Inset day
13th May	Progress Capture
17th & 18th May	GCSE Drama examinations

27th June -30th June	Year 10 Assessments
12th July	Year 10 sixth form taster day
19th July	Year 10 Next Step Reports Issued

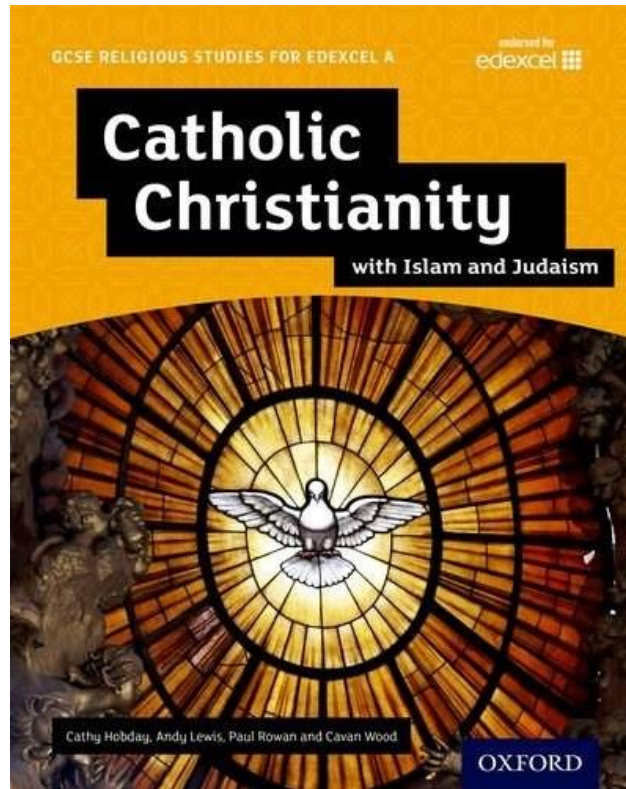
*ALL provisional dates due to Covid. We will review this nearer the time and will communicate how those events will take place if face to face meeting is still not possible.

Year 10 form tutors 2021/22

10KA	Miss Kane	e.kane@stwilfrids.com
10CB	Mr Calver	r.calver@stwilfrids.com
10PC	Miss Papanastasiou	e.papanastasiou@stwilfrids.com
10JD	Mr Jolugbo	m.jolugbo@stwilfrids.com
10KF	Mr Kirwan	s.kirwan@stwilfrids.com

e.kane@stwilfrids.com r.calver@stwilfrids.com e.papanastasiou@stwilfrids.com
m.jolugbo@stwilfrids.com s.kirwan@stwilfrids.com





All students follow the Edexcel A syllabus

Assessment is by three exams in the May/June of Year 11.

Paper 1 – 50%

Roman Catholic Christianity

Catholic Beliefs

Catholic Practices

Sources of Wisdom

Forms of Expression

All 4 modules will be examined

Exam is 1hr 45min

Paper 2 - 25%

Islam

Islamic Beliefs and Teachings

Islamic Practices

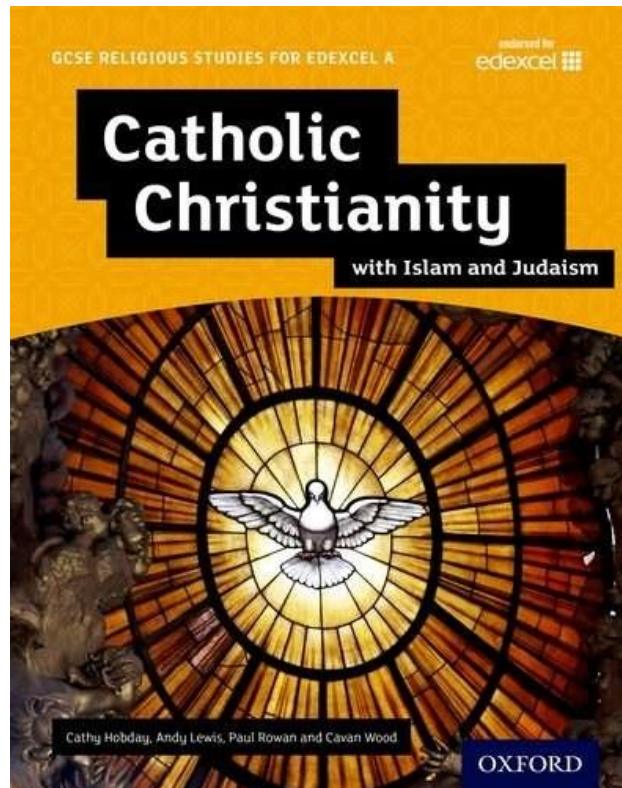
Paper 3 – 25%

Philosophical and Ethical Themes

Arguments for the existence of God

Relationships and family life

Both these papers are 50mins



4 - Kerboodle

- All students have access to an online text book which covers all aspects of the course.
- They can access it using www.kerboodle.com
- The school code is (class teacher will share this)

How you can help

- Revision Guides can be purchased but students do have access to the online text book.
- Talk through the issues in the lessons particularly when it comes to the themes we cover.
- Support with any intervention that may need to be put in place.
- RE department website: <https://stwilfridscrawley.sharepoint.com/sites/ReligiousEducation>

Year 10 Teaching Staff

10a1	Mr Franke
10a2	Mrs Baldwin
10a3	Miss Papanastasiou
10a4	Mr Kirwan
10b1	Mr White
10b2	Ms Lock
10b3	Mrs Baldwin

s.kirwan@stwilfrids.com cfranke@stwilfrids.com s.white@stwilfrids.com white@stwilfrids.com i.lock@stwilfrids.com lock@stwilfrids.com c.baldwin@stwilfrids.com e.papanastasiou@stwilfrids.com



5 - s.tucker@stwilfrids.com

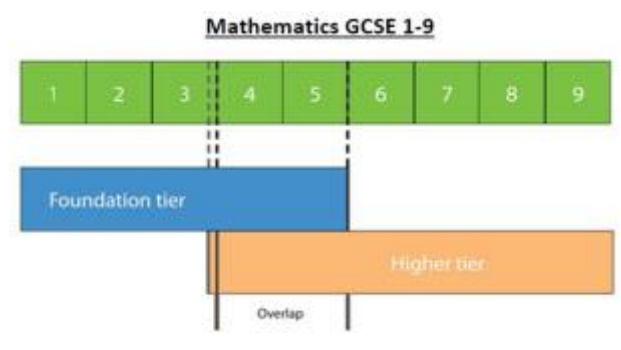
Higher or Foundation tier?

The scheme of work has been written so that students are taught as much of the Higher tier content as they can manage.

The crossover scheme of work crosses the work that appears on the Higher and Foundation specification.

The final decision as to whether students are entered for the HIGHER or FOUNDATION tier exams will be made after the school mock exams in January of year 11.

We will choose the tier that enables them to achieve the best grade that they possibly can.



Assessment Structure

Paper 1 33.3%	Paper 2 33.3%	Paper 3 33.3%
Non-calculator	Calculator	Calculator
80 marks	80 marks	80 marks
1 hr 30 mins	1 hr 30 mins	1 hr 30 mins
All papers may assess any topic, no topic is specific to calculator or non calculator. A mix of question styles, from short, single-mark questions to multi-step problems.		

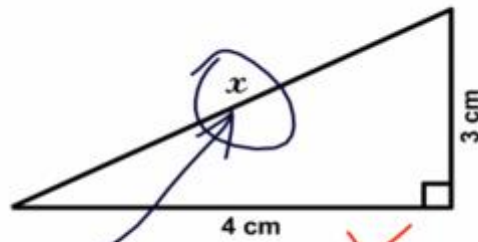
Foundation Tier

- Grades 1-5
- Half marks on each paper targeting grades 1 to 3 (lower part) and other half at 3 (upper part) to 5

Higher Tier

- Grades 4-9 (allowable grade 3)
- Half marks on each paper targeting grades 4-6 and other half at 7-9

3. Find x .



Here it is ~~X~~ O

Ocular Trauma - by Wade Clarke ©2005



Our Expectations


Students come equipped to learn to every lesson.

This means:- a pen, pencil, ruler, a pair of compasses, a protractor

AND a Scientific Calculator

Students need to be familiar with all the functions on the calculator before the exam period.

They are allowed calculators for 2 of the 3 exams so getting regular practice is very important.



Useful websites HegartyMaths (students log in using their name and date of birth & their own password.) Hegarty is regularly used for homework and has instruction videos, examples and revision quizzes.

The school maths website has quick links for all recommended revision resources

- <https://stwilfridscrawley.sharepoint.com/sites/Maths>

Revision books - Revision Guide & Revision Workbook Please ask your teacher which tier to buy, these are available to buy through school at a reduced cost via parent pay

Corbett Maths Revision flash cards Higher and foundation cards available to order from Parentpay £7.50

Available for GCSE Higher or Foundation Tier



What do I need to do now?

Maths is not a “spectator sport” so you actually have to do the maths to revise!

This means you need to participate fully in class AND complete your homework to the best of your ability.

Year 10 Teaching Staff

10a1	Mrs Spence
10a2	Mrs Milham
10a3	Mrs Brockbank & Miss Went
10a4	Mr Baxter & Mrs Denyer & Mrs Coote
10b1	Mrs Coote
10b2	Mr Redmayne
10b3	Mr Baxter

d.denyer@stwilfrids.com j.redmayne@stwilfrids.com v.coote@stwilfrids.com l.spence@stwilfrids.com
e.brockbank@stwilfrids.com
s.baxter@stwilfrids.com l.spence@stwilfrids.com c.went@stwilfrids.com
c.milham@stwilfrids.com

Any queries please email your child's class teacher or email Mrs Tucker s.tucker@stwilfrids.com or Mrs Denyer d.denyer@stwilfrids.com (October onwards)



6 - j.arnold@stwilfrids.com c.tibble@stwilfrids.com

AQA combined science- Trilogy

This means that our students receive 2 GCSE qualifications which combine biology, chemistry and physics.

Grades will appear as double grades:

9/9, 9/8, 8/8, 8/72/1, 1/1

The science department at St Wilfrid's has a strong results record so you can feel confident that your son/daughter will receive all the help that they need this year.

How is Science assessed?

6 Exams in May/June 2023 Each paper is 75 minutes

Revision and how you can help

- Students will be making revision resources throughout the year so will need to be organised eg there are 21 physics equations to learn.
- Revision Guides

- AQA website for past paper questions
- *Independent Learning –educake*

Educake – all students will know how to set themselves tests on their areas of weakness

The screenshot shows the Educake website interface. At the top, there is a navigation bar with the Educake logo, a 'Contact Us' button, and a user profile section for 'St Wilfrid's Catholic School' showing 'Year: 11', 'Class: 100/Sc', and 'Holly Scott' with a 'log out' button.

The main content area is titled 'My Educake > Set Myself a Test on GCSE Science'. It includes a 'Close Help' button and a list of steps to set a test:

- 1 Educake will create a test for you
- 2 Choose how many questions you want
- 3 Choose the subject, unit and topics
- 4 Click on Take Test and off you go. Simple!

Below the steps, there is a section titled '1 - Choose the Subjects' with a list of subjects: Biology, Chemistry, Physics, Maths for Science, and Working Scientifically. The 'Chemistry' option is highlighted.

To the right, there is a section titled 'My Educake > Track Your Progress on GCSE Science, Chemistry'. It contains a table with the following data:

Topic	Percentage Correct	Questions Answered	Answer 10 More Questions
4.1 Atomic Structure and the Periodic Table (Paper 1)			
Atoms, elements, and compounds etc...	0%	0	▶
Isotopes	0%	0	▶
Atomic models	100%	40	▶
The periodic table	100%	7	▶
Group 8	100%	1	▶
The transition metals (separate ch...	0%	0	▶
4.2 Bonding, Structure and the Properties of Matter (Paper 1)			

Useful resources

- Educake – Complete homework but also set your own questions
- Youtube – freesciencelessons.co.uk
- My GCSE science
- Mobile APPS e.g. exam countdown and Gojimo
- <http://www.aqa.org.uk> find-past-papers-and-mark-schemes
- Science department website : <https://stwilfridscrawley.sharepoint.com/sites/Science>

Year 10 Teaching Staff

10a1	Mrs Tibble & Mr Jolugbo
10a2	Mrs Arnold Scott & Mr Cowper
10a3	Dr Seward & Mrs Maynard
10a4	Mrs Lay & Mr Letts
10b1	Dr Seward & Mrs Maynard
10b2	Mr Letts & Mr Cowper
10b3	Mrs Tibble & Mr Julugbo

p.maynard@stwilfrids.com r.cowper@stwilfrids.com r.cowper@stwilfrids.com c.tibble@stwilfrids.com
m.h.seward@stwilfrids.com
h.lay@stwilfrids.com m.jolugbo@stwilfrids.com m.jolugbo@stwilfrids.com h.watson@stwilfrids.com
j.letts@stwilfrids.com j.arnold@stwilfrids.com

Please contact us or your child's science teacher

Joint Subject Leaders:

Ms Jane Arnold-Scott J.Arnold@stwilfrids.com

Mrs Charlie Tibble C.Tibble@stwilfrids.com



7 - l.sparks@stwilfrids.com

Students will study for two qualifications in English

English Language

English Literature

There are no Controlled Assessments and students will be examined only at the end of Y11

All students will sit the same papers

These will be awarded using the new grading system from 1 - 9

English Language GCSE

Paper One: Explorations in Creative Reading and Writing **1hour 45 mins**

Paper Two: Writers' Viewpoint and Perspectives **1 hour 45mins**

The Language course

- No set texts, students are expected to read a wide range of 19th, 20th and 21st Century texts
- Fiction and literary non-fiction will make up the texts.
- No text from webpages, magazines or newspapers.
- Much more emphasis on reading.

- The reading tasks will be more demanding: comprehension and critical reading skills.
- Reading and writing will be equally weighted (50%) but the writing tasks will be based on what they have read in the reading section.

English Literature GCSE

Paper One: Shakespeare and the 19th Century Novel **1 hour 45 mins**

Paper Two: Modern Texts and Poetry **2 hours 15 mins**

The Literature course

- ‘Classic Literature’ is at the centre of the course and substantial whole texts must be studied in detail.
- All students will study Shakespeare; a 19th Century novel; Poetry from 1789; fiction or drama from the British Isles from 1914 onwards.
- Exams must include unseen texts for comparison – this is worth 25% of the marks.
- 5% of the total marks are awarded for Spelling and Grammar



The exams will collectively mean 7.5 hours worth of examinations for English subjects alone.

There will need to be increased unit ‘testing’, to prepare students for timed conditions.

Students will have to *quickly* and *accurately* understand texts and write about them fluently.

How can you help?

1. Talk to your child about ‘reading between the lines’ with current affairs.
2. Encourage your child to challenge themselves with their choice of reading book.
3. Build resilience! No homework should take 10-15 minutes, they need to write as fully as they can!
4. Read the texts your child is studying.

5. Give them opportunities to study in a calm, quiet environment.

Year 10 teachers :

10a1	Ms Rockingham
10a2	Mrs Sparks
10a3	Mrs Anderson
10a4	Mrs V Harrison
10b1	Mrs Jones
10b2	Miss Beck
10b3	Miss Dineen

l.sparks@stwilfrids.com j.anderson@stwilfrids.com k.jones@stwilfrids.com s.dineen@stwilfrids.com
[m v.harrison@stwilfrids.com](mailto:m.v.harrison@stwilfrids.com) c.beck@stwilfrids.com

Any queries please email your child's class teacher or email Mrs Sparks l.sparks@stwilfrids.com



St Wilfrid's Catholic School, St Wilfrid's Way, Old Horsham Road, Crawley, West Sussex, RH11 8PG
www.stwilfrids.com