
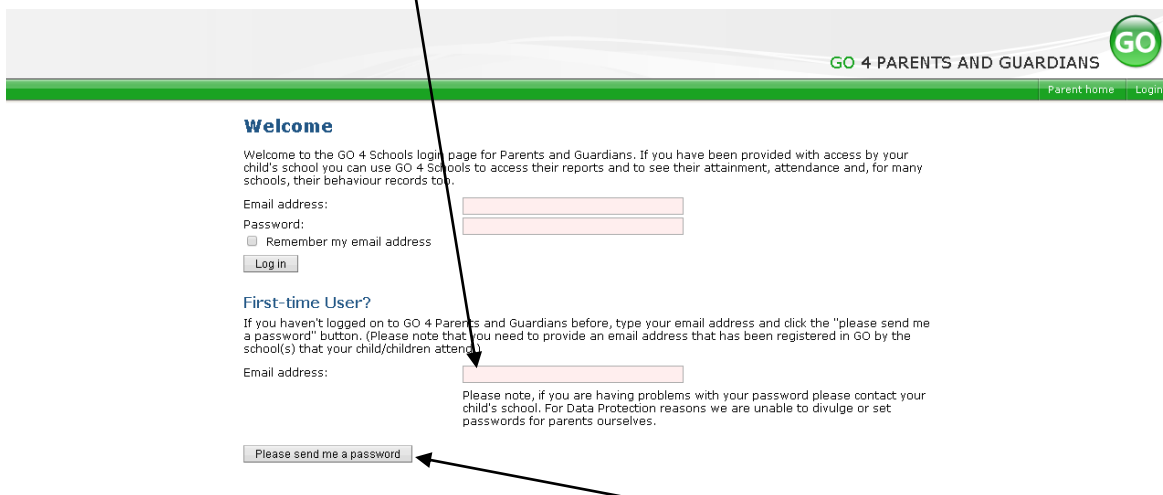


Instructions for enabling Parental Access to go4schools

1. Go to www.go4schools.com and click on the 'Parents' icon.



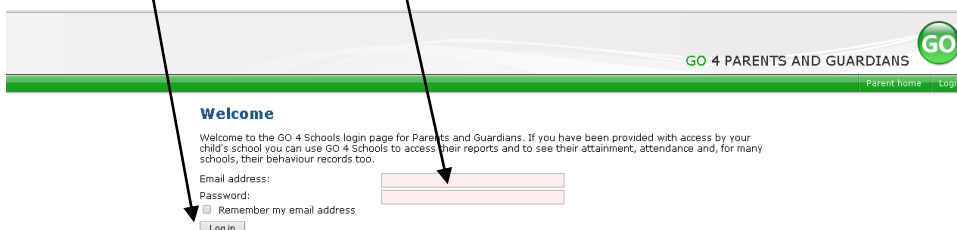
2. Enter your email address in the 'First-time User?' box. (This should be the email address that is held by the school)



3. Click on 'Please send me a password'.

This will then email a password made up of random characters to the email address you entered. If there is an error message about it not being recognised then please check it has been entered correctly. If the message persists, please contact the school.

4. Please re-enter your email address and your password into the 'Welcome' boxes and click 'Log in'.



If you have more than one child at the school, you will then be prompted to select which child you wish to view.

Once you have logged in, you will be able to re-set your password to one which is more memorable for you. You can do this by clicking on the 'My settings' tab in the top right hand corner of the screen and then follow the instructions.

Please note that passwords are not kept by go4schools or by the school. If you forget your password then you will need to use the section of the log-in page to request a new one.