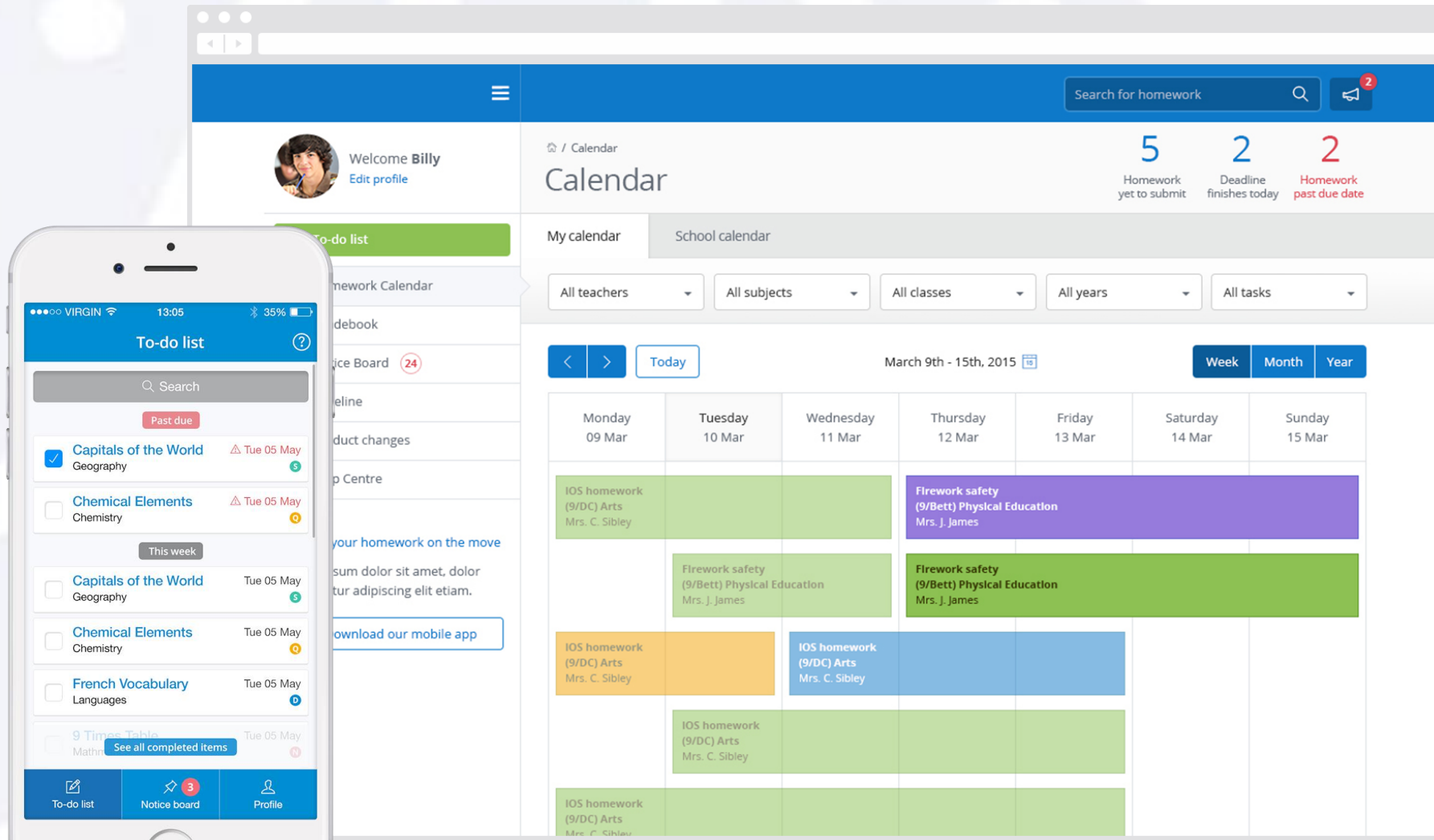


SatchelOne (Show My Homework)

How to check what homework you have been sent, what it is and when it is due in.

What is Show My Homework?

A simple online homework calendar showing homework information, deadlines and attachments for students.



Homework description

In this view we can see a task's title and description, set and due dates and how it should be submitted.

The image shows a desktop browser view of a homework assignment page and a mobile phone view of the same page. The desktop view shows a navigation bar with a search box and a notification icon. The main content area displays the assignment title 'The future of technology essay' and tabs for 'Description', 'Assess', 'Discussion', and 'Trends'. The 'Description' tab is active, showing the task description, set and due dates, and a list of resources to help you. The mobile view shows the same assignment details, including the title 'Romeo & Juliet essay coursework preparation' and the description.

Desktop View:

- Search for students
- You're viewing Billy Breadstick's homework
- Homework / The future of technology essay
- The future of technology essay
- Task description
- Miss. T. Teacherson set this assignment for group 7/His1 - Physics
- Set on Tue 05 May
- Set on Tue 12 May
- Other information
- Resources to help you

Mobile View:

- Assignment
- Romeo & Juliet essay coursework preparation
- English Literature - 7/Eng1
- Mr. D. Piddington set this homework
- Set on Tue 05 May
- Due on Tue 05 May
- Description
- Other information



The app is available to download for Apple and Android – or you can access via the school website

www.stwilfrids.com



Students

HOME > STUDENTS



In this section

Microsoft 365

Show My Homework

Unifrog



Notices

0 Today



There are currently no upcoming notices.

Public notices, which include announcements and events for the entire school, will appear here.

Login

[Forgot password?](#)

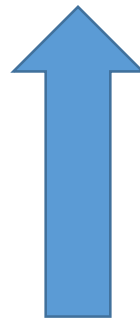
Staff

Parent

Student



Sign in with Office 365



Students log in with their O365 details

? Need help logging in?

▶ [Logging in as a student](#)

Access your account using your school credentials.

If you can't remember your school details please contact your school's IT team. We will not be able to help with this.

If you are using the app or via the <https://www.satchelone.com> website you may need to search for our school before you can log in.

IT IS EASIEST TO SEARCH FOR RH11 AS THERE ARE LOTS OF ST WILFRID'S SCHOOLS IN THE UK.

You just click "Log In with Office365"

Any problems email SMH@stwilfrids.com

Speak to your form tutor,
or Mrs Denyer in her office.





Notices

1 Today

YEAR 7 LOGIN DETAILS

Sat, Sep 5 Announcement



Read more

Your paper letter has a parent code for your account.

Login

[Forgot password?](#)

Staff

Parent


Student

- I already have an account
- I don't have an account yet

Enter email address

Enter parent code (supplied by school)

I'm not a robot



Sign up

Need help logging in?

▶ [Logging in as a parent](#)

Sign up

To create an account, select 'I don't have an account yet'. You will need a **parent code**.

Forgot password?

Reset your password using your school email address.

Email not recognized?

Correct any typos or try a different email address. We are not able to share any login details for security reasons.



Microsoft Office 365

How to access your school email; work from class via TEAMS and online versions of Word, Excel and Powerpoint.

Type www.office.com

Or if you want go to the school website and log in (see next page)

You can download the apps onto your phone/ipad etc

If you want to email a teacher you **MUST** use your school email account, so make sure that you know how to access it.





St Wilfrid's
Catholic School

HOME OUR SCHOOL LEARNING PARENTS SIXTH FORM ADMISSIONS NEWS & EVENTS RECRUITMENT

YouTube Twitter Staff **Students** Contact Search

In this section

Microsoft 365

Show My Homework

Unifrog



Students


HOME > STUDENTS



Sign in

Email or phone

[Can't access your account?](#)

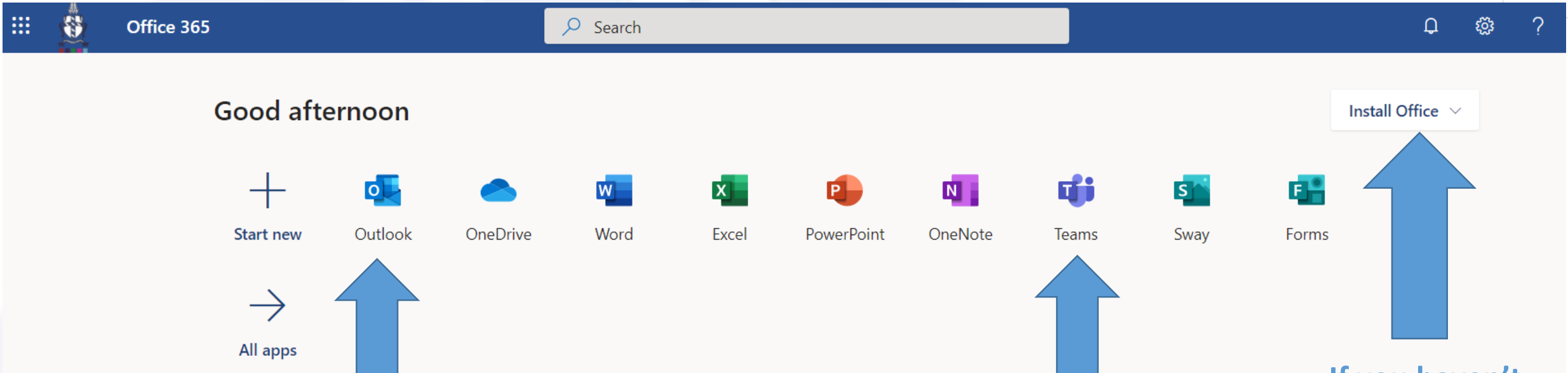
[Sign in with a security key](#) 

Next



St Wilfrid's Catholic School

You'll get a screen something like this (Staff have a slightly different view!)

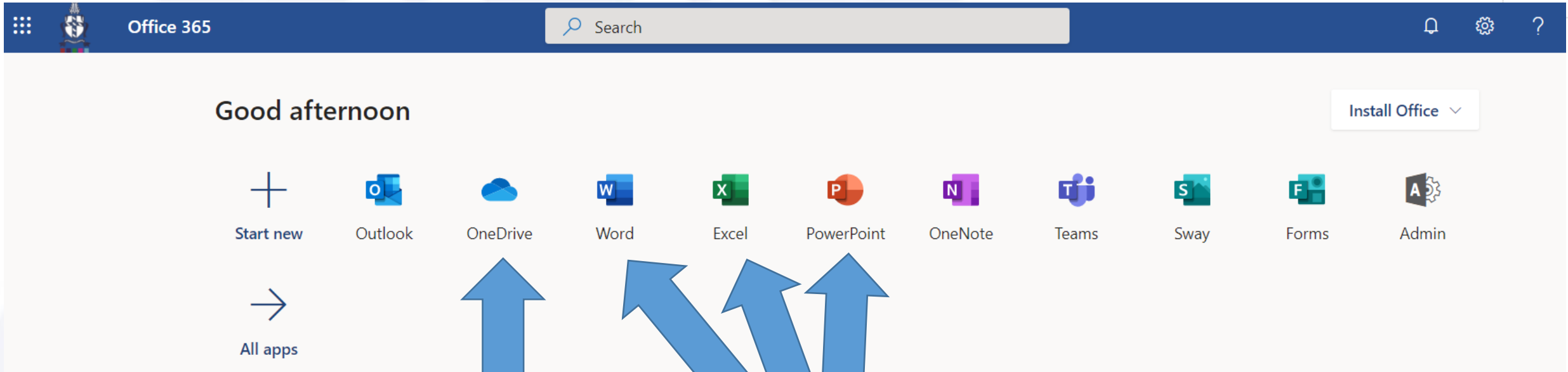


Your school email

Your access to
class resources

If you haven't
got Microsoft
Office on your
computers at
home, you can
download up to
5 free copies to
use from here.

You'll get a screen something like this (Staff have a slightly different view!)



Online document storage

Online versions of Word, Excel and Powerpoint.

The online version of Word has a function called “immersive reader” that can read a text out loud to you, tell you what individual words mean and even translate it into another language. It also has a dictation function, so you can speak to it and it will type what you are saying!

In Teams you will be invited to a class for each of your subjects.
Staff can share resources for each of your lessons here, which might be useful for revision.
If school has to close we can use this to share work with you.

The screenshot shows a Microsoft Teams chat window. On the left is a sidebar with navigation options: 'All teams', 'TEAMS_2122_11A1-Ma' (with a calendar icon), 'Class Notebook', 'Assignments', 'Grades', 'Insights', 'Channels', and a list of channels including 'General', 'April 22', 'Contingency Assessment Information', 'February 22', 'January 22', 'March 22', 'November', 'October', 'REAL GCSE EXAMS SUMMER 2022', and 'September' (which is highlighted). The main chat area is titled 'September' and has tabs for 'Posts', 'Files', and 'Notes'. A 'Meet' button is in the top right. The chat contains three posts from Dawn Denyer:

- Wednesday 8th September** (14/09/2021 13:56): "Recap of Pythagoras and Trigonometry". Attached files: `pythagtrig1.pdf` and `Pythagoras or Trigonometry Questions.pdf`.
- Tuesday 14th September** (14/09/2021 13:59 Edited): "Recap of solving problems involving Pythagoras and Trig in 2D, including using bearings. Then looking at Trig and Pythagoras in 3D situations." Attached files: `powerpoint-soh-cah-toa.ppsx` and `stage 10 trig problem solving 14th Sept.pptx`.
- Wed 15th September** (15/09/2021 10:04 Edited): "The Sine Rule. We did slides 1,2,5,8,9,10,11,12,13 from the ppt. Questions 2,3,4 from the CorbettMaths pdf". A "See more" link is visible below the text.



Printer code

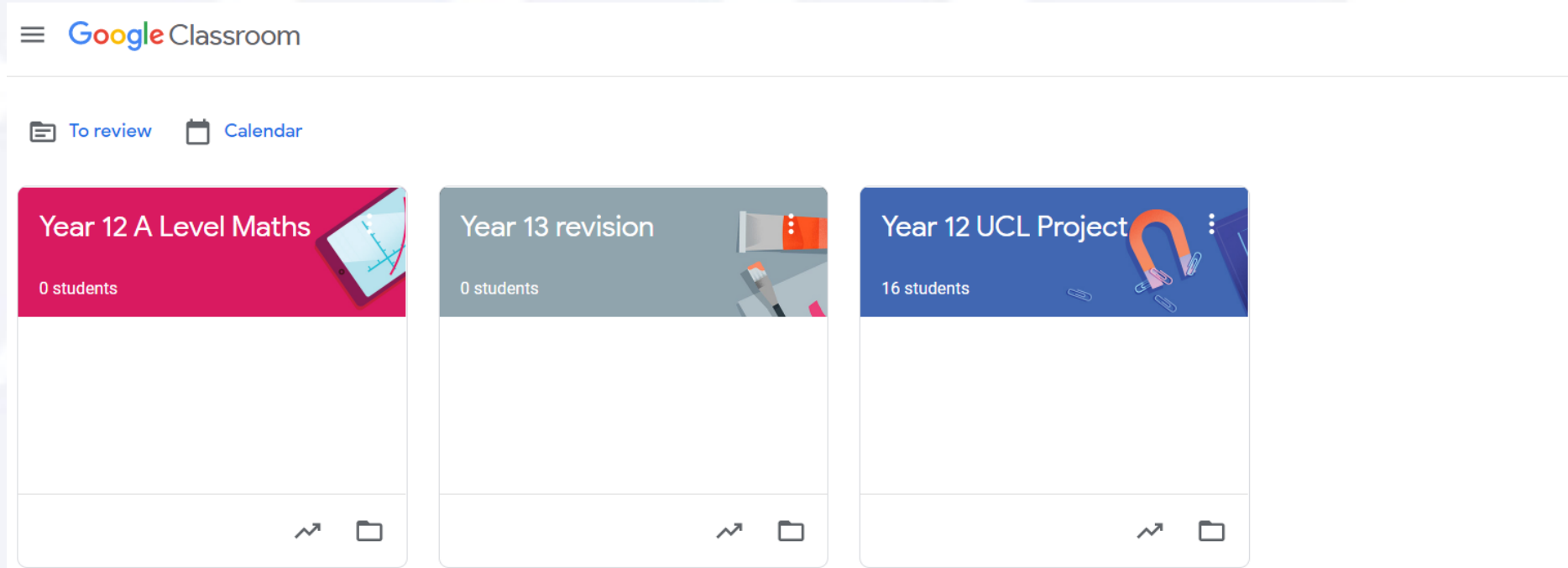
Your sticker has your printer code on it. You need to use this when collecting your printing.

Your computing teacher will explain how to use this.



You will use Google Classroom in your IT/computing lessons
Classroom.google.com

Google Classroom



St Wilfrid's Catholic School

Don't Panic!

Your teachers will help you to log in if you are not sure how to. In your first computing lesson we will also make sure you know what you are doing.

Please speak to your form tutor if you are worried about having access to a computer or the internet at home.

